





PRECISIONRIFLE
SERIES 2024#
CHAMPIONSHIP SHOOTING SERIES

PRECISION RIFLE SERIES

RULES & STANDARDS OPERATING PROCEDURES



WWW.PRECISIONRIFLESERIES.COM



Hornady

Hornady

Hornady

Hornady

**CHANGES, ADDITIONS OR MODIFICATIONS TO RULES/PROCEDURES FOR 2024
HIGHLIGHTED BELOW: (AS OF 5 Feb 24 – approved by PRS Match Director
Committee)**

(2023)

3.6.1 Every PRS Two Day Major Competition will have at least one PRS Skills Stage that will be run the same way at all matches. The best scores/times of the stage(s) will determine which of the tied shooters receives the higher placing. If tied shooters receive the same combined score, the combined time to the nearest 100th of a second will be used to determine which shooter receives the higher score. If two shooters in the top 10 are still tied, the stage will be reshot until the tie is broken. Tied shooters outside the top 10 will be scored as tied and all shooters tied for that position will receive the same match placement.

Update:

3.6.1 Every PRS Two Day Major Competition will have at least one PRS Skills Stage that will be run the same way at all matches. The best scores/times of the stage(s) will determine which of the tied shooters receives the higher placing. If tied shooters receive the same combined score, the combined time to the nearest 100th of a second will be used to determine which shooter receives the higher score. **Time entered will be from the last shot taken within the allotted time limit including the .3 second buffer. Example: during a 90-second stage, if the shooter takes a shot at 85.63 and another at 90.35, the last shot that counts and the time that is entered is 85.63, regardless if the last shot is a hit or miss. If two shooters in the top 10 are still tied, the stage will be reshot until the tie is broken. Tied shooters outside the top 10 will be scored as tied and all shooters tied for that position will receive the same match placement.**

PRS Rules Committee Minutes: [https://prs-website-uploads.s3.amazonaws.com/public/2024 PRS MD Rules Committee Min - Tie Breakers 3.6.1.pdf](https://prs-website-uploads.s3.amazonaws.com/public/2024%20PRS%20MD%20Rules%20Committee%20Minutes%20Tie%20Breakers%203.6.1.pdf)

(2023)

2.3.11 Production Division Exceptions:

- If your production rifle came standard without a threaded barrel, you may have a qualified gunsmith remove the barrel and thread it so you can run a brake or a silencer, provided no additional work is done to the barrel or action to “Accurize it”.
- If your barrel needs to be replaced, it must be sent back to the original manufacturer for a replacement barrel of equal value. Factory barrels are authorized to be re-barreled/fitted by a gunsmith if no factory option to re-barrel

exists. However, only factory barrels are authorized replacements. Caliber changes are authorized if the manufacturer offers the caliber in the same production gun.

- You may safely tune your original trigger but replacement triggers are not allowed.
- You may glass bed rifles.

Update:

2.3.11 Production Division Exceptions:

- If your production rifle came standard without a threaded barrel, you may have a qualified gunsmith remove the barrel and thread it so you can run a brake or a silencer, provided no additional work is done to the barrel or action to “Accurize it”.
- If your barrel needs to be replaced, it must be replaced with an original manufacturer replacement barrel of equal value. Factory barrels are authorized to be re-barreled/fitted by a gunsmith if no factory option to re-barrel exists. However, only factory barrels are authorized replacements. Caliber changes are authorized if the manufacturer offers the caliber in the same production gun.
- You may safely tune your original trigger but replacement triggers are not allowed.
- You may glass bed rifles.

PRS Rules Committee Minutes: [https://prs-website-uploads.s3.amazonaws.com/public/2024 PRS MD Rules Committee Min - Production Division Barrel Replacement 2.3.11.pdf](https://prs-website-uploads.s3.amazonaws.com/public/2024%20PRS%20MD%20Rules%20Committee%20Min%20-%20Production%20Division%20Barrel%20Replacement%202.3.11.pdf)

(2023)

3.2.6 RO's will use the following verbiage to start each shooter:

RO - “Shooter do you understand the course of fire?”

Shooter must verbally reply with “Yes or No”

If there are no questions then;

RO - “Load and make ready.”

RO - “Shooter ready?”

Shooter must verbally signal “Yes”

RO - “Standby”

Within the next 1-3 seconds the RO will start the shooter with the beep of a reliable shot-timer or a verbal “Engage”.

Update:

3.2.6 ROs will use the following RO Commands during a stage

RO: “Do you understand the COF?” (event is about to begin)

Shooter must verbally reply with “Yes or No”

If there are no questions then;

RO: “Load and/or make ready” (insert magazine if a stress/movement event - load weapon if in a static position)

RO: “Stand by” (prepare to fire or get ready to move)

RO: “Engage” (Within the next 1-3 seconds the RO will start the shooter with the beep of a reliable shot-timer or a verbal “Engage”. Shooter will engage or begin movement.)

RO: “Time” (stop firing make weapons safe -par time has expired)

RO: “Unload make weapon safe – insert chamber flag” (drop magazine, empty the chamber, move bolt to rear, allow the range officer the clear you off the line, and insert your chamber flag)

RO: “Impact” - shooter hit engaged target

RO: “Miss, incorrect target, reengage” - shooter engaged the wrong target (Optional to be determined by MD)

RO: “Cease Fire” (Stop Firing Make Weapons Safe) An unsafe act occurred, target malfunction, etc. (Situational)

PRS Rules Committee Minutes: https://prs-website-uploads.s3.amazonaws.com/public/2024_PRS_MD_Rules_Committee_Min_-_Clean_Up_M_Standardization_of_RO_Commands_3.2.6.pdf

(2023)

5.1.3 Membership retroactive grace period to count past matches for current season points is 7 days.

Update:

5.1.3 The membership retroactive grace period to count past matches for current season points is 7 days from the completion date of the match. Shooters who purchase their season membership more than 7 days after the completion of a match will not be eligible to have that match count in their season points.

PRS Rules Committee Minutes: https://prs-website-uploads.s3.amazonaws.com/public/2024_PRS_MD_Rules_Committee_Min_-_Clarification_on_7-Day_Grace_Period_5.1.3.pdf

Update:

See Appendix 3: PRS Skills Stages

New skills stage course of fire, utilizing standard PRS barricade.

https://prs-website-uploads.s3.amazonaws.com/public/2024_PRS_MD_Rules_Committee_Min_-_Appendix_3_Skills_Stages.pdf

PRS Standards and Principles

The 2023 Rules & Standard Operating Procedures apply to all PRS sanctioned events including but not limited to PRS National Two-Day matches, PRS Regional One Day matches and internationally affiliated matches.

Safety is the first and highest priority before, during, and after all PRS competitions and is everyone's responsibility. Anyone who observes an unsafe act can call a cease fire at any point during an event.

PRS competitions are designed to test a shooter's ability to shoot accurately, correct for environmental factors effectively, and solve problems quickly.

Each course of fire at a PRS event will be very practical in nature and relative to common aspects of long-range precision rifle engagements.

A high level of professionalism and sportsmanship is expected at each PRS event. All participants, to include Match Directors, Range Officers, shooters, and spectators will always be treated with the utmost respect at all times.

Cheating of any kind will not be tolerated at PRS events and will result in an immediate match disqualification and in certain instances may be grounds for expulsion from the Series.

PRS courses of fire (COF) are individual events designed to test a shooter's individual skill and ability. Therefore, coaching a shooter while they are conducting a stage is prohibited. Assistance before and after a stage is not only authorized but encouraged especially for new shooters.

Safety

The following rules are designed to provide a safe shooting environment for all involved in a PRS Competition and are not subject to discussion or debate. It is everyone's individual responsibility to read and fully understand the PRS Safety Standards; ignorance is not an excuse for a safety violation.

1.1 General Safety Rules

1.1.1 Keep muzzles pointed in a safe direction at all times regardless of the status of the weapon. Do not point any weapon at anything you do not wish to destroy. This is considered "flagging" and will not be tolerated.

1.1.2 Keep your finger off the trigger and outside the trigger guard until you are ready to shoot.

1.1.3 All PRS events will be run on cold ranges. A cold range is defined as keeping firearms unloaded until it is the competitor's turn to shoot.

1.2 Safety SOP for the Conduct of a Match

The following rules apply to all participants of a PRS event. They do not apply to a shooter who is actively shooting a COF.

1.2.1 While conducting any movement with a firearm at a PRS, the participant will ensure all of their weapons are pointed in a safe direction at all times.

1.2.2 All participants will ensure all of their weapons are cleared with the magazine out at all times.

1.2.3 Chamber flags or other Empty Chamber Indicator (ECI) will be utilized at all times and must be fully inserted into the chamber (not just the breach).

1.2.4 No person shall consume or be under the influence of alcohol or faculty altering drugs such as common narcotics during the match. Any person found to be impaired and unsafe as a result of legitimate prescription drugs may be directed to stop shooting and requested to leave the range.

1.3 Safety SOP for the Conduct of a COF

The following rules apply to shooters who are actively participating in a COF.

1.3.1 ECI's will remain in the rifle until the RO gives the command of "Load and make ready."

1.3.2 If there is no movement involved to the first firing point, upon MD's stage design and discretion, rifles may be in a "Hot" status meaning a round in the chamber, magazine inserted, bolt closed, and weapon on "Safe". It is the shooter's and RO's responsibility to fully understand the COF and how to prepare their rifle prior to starting.

1.3.3 All transitions and movements during a course of fire must be done with open bolts and an empty chamber. An exception will be made for Semi-Automatic Rifles but only at the discretion and approval of the Match Director. If the MD does permit transitions and movements with a hot rifle, the weapon must be on safe and the shooter must give an audible "Safe" before moving; NO EXCEPTIONS.

1.3.4 The 120 degree rule must be adhered to at all times. No shooter will point their muzzle any more than 60 degrees off of the direction of fire in either direction.

1.3.5 Shooters must maintain positive control of a firearm during a stage (loaded or unloaded). Positive control is defined as maintaining at least one point of bodily contact with the rifle or a sling type attachment to the body of the shooter.

1.3.6 Negligent/Accidental Discharges (AD/ND's) are taken very seriously at any PRS event. An AD/ND is defined as any round unintentionally discharged from a firearm. A competitor who causes an accidental discharge must be stopped by a Range Officer as soon as possible. An accidental discharge is defined as follows:

1.3.6.1 A shot, which travels over a designated backstop, a berm or in any other direction outside the range span, specified in the written stage briefing or match rules as determined by the match director.

Note that a competitor who legitimately fires a shot at the wrong target or with incorrect data, but remains within the established range span, will not be disqualified.

1.3.6.2 A shot which occurs while actually loading, reloading or unloading a firearm.

1.3.6.3 A shot which occurs during remedial action in the case of a malfunction.

1.3.6.4 A shot which occurs during movement/transition, except while actually shooting at targets.

1.3.6.5 A shot which occurs when the shooter is not under glass with an established sight picture.

1.3.6.6 A shot which occurs before the shooter intended to shoot, regardless if the shot remains in the range span, target berm or the target itself.

1.3.6.7 A shot which occurs during a cease fire period.

1.3.7 If it can be established that the cause of the discharge is due to a broken or defective part of the firearm, the competitor has not committed any safety infraction in this Section, and a disqualification may not be invoked (at MDs discretion), but the competitor's scores for that stage will be zero. The firearm must be immediately presented for inspection to the Match Director or his delegate, who will inspect the firearm and carry out any tests necessary to establish that a broken or defective part caused the discharge. A competitor may not later appeal a disqualification for an accidental discharge due to a broken or defective part if they fail to present the firearm for inspection prior to leaving the course of fire.

1.4 Penalties for Safety Infractions

The penalties listed below should be followed as closely as possible. However, MD's may, when the situation warrants, issue a more severe punishment than what is called for in the rule book.

1.4.1 First offense flagging will result in a warning. Second offense will result in a removal of the offending shooter from the competition (Match DQ).

1.4.2 Anyone found violating the Cold Range rule will result in an immediate Match DQ.

1.4.3 Failure to use an ECI will result in a warning. Second offense in a removal of the offending shooter from the competition.

1.4.4 First offense of violating the 120 degree rule will result in a stage DQ. Second offense will result in a removal of the offending shooter from the competition (Match DQ).

1.4.5 Any shooter that fails to maintain positive control of a firearm during a stage (loaded or unloaded) will receive a match DQ if the firearm breaks the 120 degree rule. If the failure of positive control does not result in a violation of the 120 degree rule, the first offense will result in a stage DQ and the second offense in match DQ. This safety rule does not prohibit the intentional grounding of a rifle during stage where the match directors COF requires or allows it.

1.4.6 All AD/NDs will result in an immediate Match DQ.

1.4.7 Movement or transition during a COF with a round in the chamber or a closed bolt will result in the shooter being stopped, forced to clear their chamber and made to move back to the last shooting position while still on the clock for a first offense. Once the shooter has returned to the last firing point, he or she will continue with the rest of the COF. A second offense will result in a stage DQ. Third offense will result in a removal of the offending shooter from the competition. Semi- Automatic Rifles are the only exception to policy that will be granted.

2. PRS Divisions, Categories & Classifications

2. PRS Divisions, Categories & Classifications

The PRS has three Bolt Gun Divisions and one Gas Gun Division. All shooters must declare the division in which they will be competing when they register for a PRS match. Shooters are permitted to shoot in multiple divisions in the same season. All shooters will be scored by default in the Open Division and receive PRS points in the Open division, however, they must register for all other divisions, categories, and classes in which they choose to compete before an event begins. It is imperative for shooters to ensure they are registered in any division, other than the Open Division, for all matches if they plan on competing in multiple Divisions throughout the season. It is the shooter's responsibility to ensure they are scored in the correct divisions, categories, and classes. Failure to do so will result in a Match DQ. The following rules govern each of the divisions.

PRS Regional Series Matches are encouraged to follow the same PRS Divisions and Categories.

PRS Regional Series MD's are encouraged to follow the Caliber, Speed and Weight restrictions of the National Two Day Matches. These restrictions can be modified on a case by case basis with notification and approval from the PRS Regional Director.

2.1 Bolt Gun - Open Division

2.1.1 Bolt Gun Open Division rifles will not exceed a caliber of .30 or a velocity of 3,200 fps. A match DQ will result any rounds over the speed limit of 3,200 fps (+/- 32 fps for environmental factors and equipment discrepancies).

2.1.2 Match Officials may request at any point during a match that a competitor fire their rifle through chronograph. If the bullet exceeds the 3,200 fps speed limit, the shooter will receive an automatic match DQ.

2.2 Bolt Gun - Tactical Division

2.2.1 Tactical Division rifles are restricted to .308 Winchester and 5.56 NATO/.223 Remington calibers only.

2.2.2 5.56 NATO/.223 Remington has a bullet weight cap of 77 grains and muzzle velocity cannot exceed 3,000 fps (+/- 30 fps for environmental factors and equipment discrepancies).

2.2.3 7.62 NATO/.308 Winchester has a bullet weight cap of 178 grains and muzzle velocity cannot exceed 2,800 fps (+/- 28 fps for environmental factors and equipment discrepancies).

2.2.4 No modified wildcat rounds such as the .223 Ackley Improved are permitted to shoot in the Tactical Division. Anyone discovered violating this rule will receive an automatic Match DQ.

2.2.5 Tactical Division shooters will shoot the exact same COF as Open Division

2.3 Bolt Gun - Production Division

The PRS Production Division was created to encourage growth to our shooting community from outside our ranks by allowing shooters the opportunity to compete in PRS events without being disadvantaged due to custom equipment. In order to accomplish this, we have set limits on the original cost of your rifle and the optic. All

other equipment that can be mounted to or added to your rifle that doesn't significantly increase accuracy will be considered accessories and will not be regulated. We want shooters to be able to buy new equipment or pick up a new item off a prize table and be able to use it without the fear of being disqualified from the Production Division.

2.3.1 Production Division rifles shall not exceed \$3,000 USD as listed on the company's website. The optic shall not exceed \$2,500 USD as listed on the company's website.

- Discontinued rifle models that met the above published price limits, before being discontinued, will be allowed continued use in the Production division.
- Rifle models purchased that met the above criteria at the time of purchase but have undergone a subsequent price increase on the manufacturer's website, will be allowed continued use in the Production division. In this case, PRS competitors must submit documentation of the date of purchase to the PRS.

2.3.2 Rifle: For the purpose of the Production Division, a rifle is defined as a publicly available rifle per the original manufacturer's configuration of a complete firearm which will be comprised of at least but not limited to the following: stock with bottom metal or chassis, a complete action, a barrel and a trigger mechanism.

2.3.3 In order to compete in the PRS Production Division the manufacturer of the competitor's rifle must meet the following requirements:

- The manufacturer must be a licensed manufacture of firearms and ammunition (a Type 7 FFL).
- The manufacturer must produce 50 or more production rifles per year. Discontinued models must have had a total production of 250 units.
- Manufacturers must produce 50 production rifles before being approved as a PRS production rifle.
- The manufacturer must maintain a website on which the rifle and its specifications are listed.
- All actions and barrels must have the name of the manufacturer conspicuously engraved, cast, or stamped on the firearm within ATF regulations 27 CFR479.100.

The intent of the rule change is to better define the production division for both shooters and manufacturers. Shooters that have been competing with Production rifles under the old rules will be allowed to continue to compete in the Production Division. If the shooter is unsure if their rifle meets the above requirements, they must email the PRS for written approval.

2.3.4 Optics: For the purpose of the Production Division, an optic is defined as a magnified optical system capable of safely engaging targets at various ranges through the use of an internal reticle and or adjustable turrets.

2.3.5 Accessories: For the purpose of the Production Division, the following items are considered accessories and will not be regulated or prohibited from being used on or in conjunction with your production rifle: muzzle brakes, barrel tuners, silencers, barricade stops/blocks, rifle weights, custom paint, rings, red dot sights, bags, pads, bipods, rails, zoom levers, data card holders, bolt knobs, bubble level, grips, handguards, etc.

2.3.6 Ammunition: No Restrictions. Any and all types of factory ammunition or hand loaded ammo is allowed.

2.3.7 Production Division Rifles will not exceed a caliber of .30 or a velocity of 3,200 fps. A match DQ will result any rounds over the speed limit of 3,200 fps (+/- 32 fps for environmental factors and equipment discrepancies).

2.3.8 Match Officials may request at any point during a match that a competitor fire their rifle through chronograph. If the bullet exceeds the 3,200 fps speed limit, the shooter will receive an automatic match DQ.

2.3.9 Enforcement: **The PRS WILL NOT maintain a list** of authorized rifles or optics due to the dynamics of the ever changing cycle of revised models, new products, and upgrades being released by manufactures. Match Directors are responsible for addressing and enforcing the Production Division regulation matters if and when they arise on a case-by-case basis.

2.3.10 COF: Production Division shooters will shoot the same COF as Open Division.

2.3.11 Production Division Exceptions:

- If your production rifle came standard without a threaded barrel, you may have a qualified gunsmith remove the barrel and thread it so you can run a brake or a silencer, provided no additional work is done to the barrel or action to “Accurize it”.
- If your barrel needs to be replaced, it must be replaced with an original manufacturer replacement barrel of equal value. Factory barrels are authorized to be re-barreled/fitted by a gunsmith if no factory option to re-barrel exists. However, only factory barrels are authorized replacements. Caliber changes are authorized if the manufacturer offers the caliber in the same production gun.
- You may safely tune your original trigger but replacement triggers are not allowed.
- You may glass bed rifles.

2.4 Gas Gun Division

2.4.1 Gas Gun Division rifles may consist of large or small frame semi-auto precision rifles without restrictions. Gas guns division rifles will not exceed a caliber of .30 or a velocity of 3,200 fps. A match DQ will result any rounds over the speed limit of 3,200 fps (+/- 32 fps for environmental factors and equipment discrepancies).

2.4.2 Match Officials may request at any point during a match that a competitor fire their rifle through chronograph. If the bullet exceeds the 3,200 fps speed limit, the shooter will receive an automatic match DQ.

2.5 PRS Armageddon Gear Cup Series Division

2.5.1 Any PRO series shooter that chooses to purchase a PRS AG Series membership and desires to participate in the series may compete in this division.

2.5.2 To be eligible to compete in the AG Cup and to be eligible to receive AG Cup qualifier match payouts and AG division points, shooters must be a PRS PRO Series member and a PRS AG Cup Series Member. To count your points in the PRS AG division and to be eligible for payouts at an AG Cup Qualifier match, you

must purchase your membership prior to shooting the match. The 7-day grace period does not apply to AG Cup Qualifiers and you cannot retroactively claim AG division points or payouts from a match you shot without appropriate membership.

- 2.5.3 There is no change to the PRS PRO Series, Qualifiers or Finale with the addition to the AG Division. The two Series are nested to allow all shooters to either participate and/or be a co-participant of this aspirational series.
- 2.5.4 The PRS will select 8-10 matches that are already designated Pro Series Qualifiers and add PRS AG CUP requirements (cash payout, minor additional scoring for MDs).
- 2.5.5 These matches will count points for the PRO Series & the PRS AG Cup Series for those that choose the appropriate membership. Just like other PRS matches, PRS PRO Series/AG Cup Series Qualifiers do not require membership to shoot.
- 2.5.6 To be eligible for selection for the AG Cup and AG Cup qualifier payouts shooters must be a PRS PRO Series member and a PRS AG Cup Series Member. Each participating AG Series shooter will also contribute \$750 to the AG Cup match purse at the time of their AG Series membership purchase. 100% of the purse contributions (\$750 x # of participating shooters) will be awarded to the winners of the AG Cup. (minus credit card fees). This \$750 is both non-refundable and non-transferable. AG Cup match registration fees will be collected by the MD during the registration of the top 75 invited shooters. To be eligible for an invitation to the AG Cup, shooters must have three scores from three AG Cup Qualifier matches during the season. Shooters in any PRS division may compete within the AG Cup Series, but their AG Series division points will be calculated as an open score, so that they are comparable to all shooters in the AG division.

Example:

- John Smith shoots in Tactical Division.
- His raw match score is 85 points.
- He earns 100 PRS points in the Tactical division as the highest scoring Tactical shooter at the match.
- The 1st place Open division shooter at the match has a raw score of 98.
- John Smith's AG division points will be calculated as an Open division score earning $85/98 = 86.734$ PRS Points in the AG Division.

- 2.5.7 PRS AG Cup qualifier match selection will be based on regional locations, match quality/size, and PRS AG Cup standards will be added to the match.
- 2.5.8 PRS AG Cup qualifiers require the MD to collect an additional match fee of \$250 (on top of their standard match fee). 100% of the additional match fee will be applied to the payout for AG Cup Series members shooting the match. (see payout table for breakdown - Appendix 4)

- 2.5.9 If an AG Cup Series member chooses not to “buy up” for a select AG cup series match then only PRS PRO series points/placement will be awarded, but no payout or points in the AG series will be awarded. AG shooters must buy up before the match starts.
- 2.5.10 Like the PRO Series, shooters may shoot in as many AG CUP qualifiers as they like but only the top three scores from AG Cup qualifiers will count toward AG CUP standings. After the qualifiers are complete the top 75 get invited to the AG CUP.
- 2.5.11 The AG CUP will be held each winter separate from the PRS PRO series finale.
- 2.5.12 The 2021 AG Cup will run as a 3-day event. Invites will be extended to the top 75 shooters in the PRS AG Division who have shot 3 AG Qualifiers during the season. The top 75 shooters will first compete in a traditional 20 stage 2-day match. The top 10 shooters from the 2-day portion will move on to day 3. An additional 5 shooters will also move on to day 3 based on the total of their 2-day percentage score (40%) and their season AG points (60%). AG Cup winners will be awarded with cash winnings and AG Cup trophies by Armageddon Gear at the AG Cup.

Categories

2.6 *Military/Law Enforcement Category*

2.6.1 Any shooter who is a full time Active-Duty Service Member or Full Time LEO is eligible to shoot in the Mil/LE category in addition to their PRS Division. Part time National Guard/Reserve and Reserve Law Enforcement do not qualify to compete under the MIL/LE PRS Category. Contractor, civilian or specialty type employment for both MIL/LE will not qualify a shooter in the category.

2.6.2 Any Shooter who is eligible to shoot in the MIL/LE category at any point in the current season is eligible to compete in the category for the duration of the season.

2.7 *Ladies Category*

2.7.1 All female shooters are eligible to shoot in the Ladies Category in addition to their PRS Division. Gender as listed on a government issued ID, “female” being the only acceptable gender for this category.

2.8 *Seniors Category*

2.8.1 Anyone turning 55 years or older at any point in the current season is eligible to shoot in the Seniors Category in addition to their PRS Division for the duration of the season. Age verified by birthdate on a government issued ID.

2.9 *Junior Category*

2.9.1 Anyone 18 years old or younger at any point in the current season is eligible to shoot in the Juniors Category in addition to their PRS Division for the duration of the season. Age verified by birthdate on a government issued ID.

2.10 *International Category*

2.10.1 Any international shooter (not a resident of the US) that chooses to compete in

the US/CA PRS PRO Series. Not to be confused with the International Series, but a shooter may participate in both.

2.11 Classifications

In order for shooters to be able to compete with their peers, PRS Series competitors are divided into classifications based upon their skill level and performance. The reason for the classification system is to have the ability to rank competitors and allow shooters to have true peer-to-peer recognition. This allows for goal setting and realistic achievement of attainable goals within the sport.

2.11.1 The classification system is a yearly performance-based system in which shooters are classed for the current season based on their year-prior season series score (not including their finale score). At the end of each season, after the Pro Series Finale, shooter classes will be recalculated according to the classification bracket percentages based on their end-of-season pre-finale series score. The shooter's end-of-season total must be comprised of three pro series match scores to be included in the class calculations. The shooter will compete within their existing season classification during the current season's Pro Series Finale (if qualified) but will enter the next season with their recalculated classification.

2.11.2 PRS competitors can achieve a classification of either Pro, Semi-Pro, Marksman, or Amateur. Each class consists of a percentage of the total number of affiliated shooters, based on the end of season standings not including the finale. Pro shooters, for example, will be classified as the top 20% of competitors according to the standings after the last Pro Series match of the season. Competitors within the top 55 -79.9% of shooters, based on these standings will be classified as Semi-Pro and so on.

2.11.3 PRO Series Classification Bracket Percentages:

Professional – First 20%

Semi-Professional – Next 25%

Marksman – Next 25%

Amateur – Remaining shooters (approx. 30%)

2.11.4 Percentages are broken down from the total number of shooters, based on yearly standings.

2.11.5 The number of shooters included in each class will be rounded up or down to the nearest whole number. Tied shooters who fall into 2 separate classes based on the percentages will be classed up into the higher class. The "classed up shooters" former positions will remain unfilled in the lower class.

2.11.6 MD's recognition of the top shooter in each class at their Pro Series matches is required. This requires MDs to collect class information during registration process. The top shooter in class must be recognized in a similar method to the PRS Categories.

2.11.7 Regional Series implementation will take place when each region hits a 400-500 shooter threshold.

2.11.8 Top shooters within each classification will be afforded the opportunity to attend the PRS Pro Series finale, fostering growth and encouraging participation at all levels.

2.11.9 Shooters with no previous year end-of-season series score will be titled "unclassified" (UNC) for the current season. These "unclassified" shooters will receive a classification after the finale based on the current season series totals and will enter the

next season with their new classification. The shooter's end-of-season total must be comprised of three pro series match scores to be included in the class calculations.

2.11.10 Upon recalculation of shooter classes each season, if a shooter's season score is in a higher classification bracket, the member will be moved to that class. If the shooter's season score is in a lower classification bracket, they will not be moved to a lower class and will retain the highest class they have earned.

2.11.11 Shooters with a longer PRS score history, that began prior to the institution of the classification system, may request to be placed in a class that is representative of their series placements in previous years. The member must send a letter stating the reasons for reclassification. After the request has been received, the member's scores will be checked to see whether there are any recent scores that indicate the member is properly classified. If the request is granted, the class will be updated on the website. The PRS reserves the right to place a shooter in an appropriate class, based on their score history in previous years, even without a request from the shooter.

Match Conduct

The following chapter describes the conduct of PRS Matches. Some items are rules, which must be followed to ensure match standards are met and others are guidelines, which should be followed but may not be possible due to extenuating circumstances.

3.1 Match Director's Responsibilities

3.1.1 The MD is overall in charge of the PRS event and must have a full understanding of the official PRS Rules.

3.1.2 MD's must provide a Match Book which accurately describes each COF. This includes clearly stating any additional procedural or safety rules for a stage that are outside the broader PRS rules. MD's must also clearly state any penalties associated with violating the additional procedural or safety rules for a stage to ensure that penalties are clearly understood and applied uniformly should an infraction occur during a match.

3.1.3 MD's must use the approved scoring system of one 'Impact' for one point.

3.1.4 MD's will ensure targets are in good working order. Any target past 600 yards must be reactive and should have two spotters observing the target if possible.

Additionally, any target past 800 yards must have a supplemental hit indicator such as a flash or a camera system. Regional Series MD's are encouraged to use supplemental hit indicators on targets past 800 yards, but it is not required.

3.1.5 MD's will use a primary and secondary method of scoring. Shooters must have an opportunity to see the score they received on all stages prior to departing the stage.

3.1.6 MD's must be PRS members in the Series in which they host matches for.

3.1.7 MD's will provide stage and a match 15 minute arbitration period(s) once scores have been provided/posted to settle any scoring disputes. If an issue arises after the squad leaves the stage or 15 minutes after the match, it will not be entertained.

3.1.8 The MD is the ultimate authority of Match Rules, Safety, and Enforcement. Any and all violations, penalties and enforcement should be dealt with thoroughly and in an

expeditious manner. MDs may use statements from RO's, shooters, and spectators. Once the stage/match arbitration period has ended, all procedural and safety rulings, calling of impacts, etc. made by the MD are final. These final rulings are not intended to include instances where retroactive corrective action must be taken to uphold the broader PRS rules such as allegations of cheating, improper enforcement of or failure to follow PRS rules, or other incidences that may require further investigative actions or score revisions in order to publish accurate results and maintain the integrity of the match/sport.

3.1.9 MD's are completely responsible for RO conduct, recruitment and management. MDs have 3 options in Range officer execution for PRS matches.

3.10.10 All MDs are required to submit correct and completed scores through the PRS website no later than 12 hours after match conclusion.

3.1.11 MDs are authorized to compete in their own Regional Series (1 day) matches with approval of the regional director and are expected to adhere to section 4.2.2 of this rule book as practically as possible and within the consensus of their shooters.

3.1.12 If using PRS RO Option 3, the MD will (within the 24 hours after the conclusion of a match) be required to examine/investigate all score edits documented in Practiscore before submitting the final results to the PRS for publication.

3.1.13 Pro Series MD's must require the use of a shot timer by the RO at every stage to ensure that shots counted for points are within the time limit as stated in rule 3.2.11. *Regional Series MDs must require the use of a shot timer beginning in the 2022 season to allow time for the Regional MDs to implement their use. During the 2021 season Regional Series MDs are encouraged to use shot timers to meet the new requirements, which will be mandatory in the 2022 season for all PRS centerfire sanctioned events.*

3.1.14 MD's are required to have on site a copy of the PRS rules during matches and the MD will reference the rules every time a decision is made by the match director. As a decision is being administered, the rule being applied must be presented to the shooter by paragraph number.

3.1.15 MDs are required to publish tripod deployment procedures in their courses of fire and are responsible for ensuring that ROs are briefed on these procedures, to maintain consistent execution across their match.

3.1.15 RO Option 1

3.1.15.1 Assign Lead ROs that must remain on their stage for the duration of the match and are the only person authorized to call impacts.

3.1.15.2 Non-competing score Keepers/timers and Stage Safety Officers are also assigned by the MD and must remain on their stage.

3.1.15.3 MDs may use additional spotting ROs to assist the Lead RO in spotting impacts but they must not be competitors.

3.1.16 RO Option 2

3.1.16.1 Assign Lead ROs that must remain on their stage for the duration of the match.

3.1.16.2 Score Keepers/timers and Stage Safety Officers may be competitors within that squad, but do not have the authority to rule procedurally under any circumstances.

3.1.16.3 Competitors may be used as additional spotting ROs to assist the Lead RO in spotting impacts

3.1.16.4 Competitors are encouraged to assist the Lead RO under this option and additional validation of spotting is permissible by members of the squad. Anyone found cheating for another shooter by the RO/MD will receive an immediate one-year suspension from the PRS.

3.1.17 RO Option 3

3.1.17.1 MDs may employ “Lead Roaming RO’s”. Lead Roaming RO’s are defined as experienced shooters that shoot the match as well as serve as a RO in the same match. They must be fully briefed on all stages by the MD to ensure consistent stage execution. A Roaming RO shall not serve as a RO for his or her own stage run.

3.1.17.2 Score Keepers/timers and Stage Safety Officers may be competitors within that squad, but do not have the authority to rule procedurally under any circumstances.

3.1.17.3 Competitors may be used as additional spotting ROs to assist the Lead RO in spotting impacts and to spot for the Lead RO during their stage run.

3.1.17.4 Competitors are encouraged to assist the Lead RO under this option and additional validation of spotting is permissible by members of the squad. Anyone found cheating for another shooter by the RO/MD will receive an immediate one-year suspension from the PRS.

3.1.17.5 When using RO option 3, “Enable Review Signature” in Practiscore must be selected during the creation of the match. After the lead/shooting RO has shot a stage, before the score is entered, both the RO and one additional shooter in the squad will be required to sign the scoring device. The 2nd signature must come from a shooter that is not on the same shooting team of the shooter receiving the score. After signatures are completed and the RO’s score is entered, no edits may be made to the score without MD approval.

3.2 Lead Range Officer’s Responsibilities

3.2.1 Lead RO’s are responsible for all aspects of the COF they are running. They must have a complete understanding of exactly how the stage is to be executed. Any questions regarding the rules of the stage must be addressed with the MD prior to the start of the first shooter.

3.2.2 Lead RO’s must have a full understanding of the official PRS Rules.

3.2.3 Lead RO’s must ensure the rules are the exact same for each shooter.

3.2.4 Lead ROs will provide a Stage Brief prior to the start of each squad and all questions must be asked and answered prior to the start of the first shooter from each squad. Lead RO’s will point out each target to the shooters except on “blind” stages in which case no shooter will be told the location of any target.

3.2.5 Lead RO’s will provide the squad with time to conduct a walk-through of the stage which is not to exceed one minute unless the stage is to be a “blind” stage. It is up to the RO/MD as to whether inspecting a firing position is permitted during the walk through.

3.2.6 RO’s will use the following verbiage to start each shooter:

RO - “Shooter do you understand the course of fire?”

Shooter must verbally reply with “Yes or No”

If there are no questions then;

RO: "Load and/or make ready" (insert magazine if a stress/movement event - load weapon if in a static position) RO: "Stand by" (prepare to fire or get ready to move)

RO: "Engage" (Within the next 1-3 seconds the RO will start the shooter with the beep of a reliable shot-timer or a verbal "Engage". Shooter will engage or begin movement.)

RO: "Time" (stop firing make weapons safe -par time has expired)

RO: "Unload make weapon safe – insert chamber flag" (drop magazine, empty the chamber, move bolt to rear, allow the range officer the clear you off the line, and insert your chamber flag)

RO: "Impact" - shooter hit engaged target

RO: "Miss, incorrect target, reengage" - shooter engaged the wrong target (Optional to be determined by MD)

RO: "Cease Fire" (Stop Firing Make Weapons Safe) An unsafe act occurred, target malfunction, etc. (Situational)

3.2.7 If at any point during the COF if the RO/Safety Officer observes an unsafe act, he or she must call a cease-fire.

3.2.8 The lead RO must apply the penalty for a procedural fault as it is written by the MD in the match book for every shooter.

3.2.9 Only Lead RO's or designated Spotting ROs will call impacts during a COF and only required to call "Impact." "Impact" is the only word that shall be used to let the shooter know the target he/she was engaging was struck with a bullet and will be scored as a hit. The word "hit" can be confused with "miss" and often times creates confusion, so it shall not be used by the spotting RO.

3.2.10 ROs are not permitted to signify in any way to a shooter where their rounds are impacting during the COF. MDs may establish exceptions for safety reasons – wrong targets, lack of backstops, etc. Only ROs, not fellow shooters may make the approved corrections for safety reasons. Any shooter providing assistance will receive a stage DQ. Assisting shooters after they have finished shooting is encouraged and permissible. This rule is waivable only for newer shooters, competing in a one-day PRS Regional Series match. *Newer shooters are defined as having no more than two PRS matches in any PRS Series or division with a score that exceeds 60.000 PRS points (60.000% of the winner of the division they competed in) at the time of the match.*

3.2.11 For all timed courses of fire, the RO will make every effort to ensure the shot timer registers the shooter's final shot. Shooters will be automatically granted a buffer time of .3 seconds, meaning that if a shot was fired in 90.30 of 90 second stage and was an impact, the shooter will receive points for that impact.

3.2.12 RO's must show and brief each shooter their score for the stage prior to the squad departing the stage. When using Practiscore (or any other approved electronic scoring system), the shooters can be verbally briefed and/or hit the "approve" button after each shooter completes a stage. But this doesn't fulfil the ROs responsibility to review the scores after the squad is complete. After the shooter leaves the stage, it cannot be arbitrated.

3.2.13 Any issues that may arise must immediately be brought to the attention of the MD.

3.3 Shooter's Responsibilities

3.3.1 The shooter is solely responsible for ensuring that he/she fully understands the PRS and match rules as well as the COF prior to starting the stage.

3.3.2 Shooters are completely responsible for the equipment they are shooting to include their firearms and ammo. A firearm deemed to be unsafe can be grounds for removal from the match.

3.3.3 Shooters are solely responsible for their score. This applies to asking the RO for a reshoot if the shooter believes one is warranted as well as ensuring the proper score was recorded for the stage. If the shooter does not review/accept their score or remain at the stage for the RO to review the squad's scores brief, they will not be permitted to petition the MD for a score change during the post-match arbitration period.

3.4 Match Scoring in all PRS Bolt Gun Matches

3.4.1 PRS Bolt Gun Series Match scoring shall follow the standard of one impact on a target will be worth one point.

3.4.2 Half points, double points, or increased values for increased difficulty is prohibited.

3.4.3 Bonus points will not be authorized, as it can lead to competitive disparity and not reward the most consistent shooters.

3.4.4 Know Your Limits/Test Your Limits Stages are not exempted from this rule. The total number of points available on a KLY/TLY stage cannot exceed the total number of targets.

3.4.5 Point deductions are unauthorized during PRS matches as it can lead to competitive disparity and not reward the most consistent shooters. No COF/stage points scoring method will be implemented where a shooter can be deducted a point(s). This includes hostage stages, incorrect target engagements and KYL/TYLS.

3.5 Reshoots

3.5.1 Reshoots shall only be permitted in the event of an interruption of the stage that was outside the control of the shooter. This may include broken targets, called cease fires for any reason not caused by the shooter, a broken prop or shooting support, or any other deemed reasonable by the Match Director. Reshoots will not be permitted for equipment malfunctions unless the firearm was provided as a "house gun". Nor shall they be permitted for shooters who claim to have not understood the stage rules after the stage begins (stage begins when time has been started), nor permitted due to variations or irregularities in RO commands. Shooters who are granted a reshoot must reshoot the stage in the same manner with the exact same equipment.

3.5.2 With MD approval, the RO can give a shooter the option for a reshoot without having been asked by the shooter if the RO observes an incident which hindered the shooter.

3.5.3 The shooter can request a reshoot if he/she believes one is warranted. The shooter will have a period of two minutes to explain his grievance to an RO. The RO will then contact the match director to determine if a reshoot will be granted.

3.5.4 There are two types of reshoots in PRS Competitions.

3.5.4.1 A Full Reshoot means the shooter will run the entire COF over from start to finish.

3.5.4.2 A Partial Reshoot means the shooter is placed in the exact same position they were in at the time of the stoppage and will have the exact amount of time placed back on the clock which was remaining at the time of the stoppage. If either the position or the time remaining cannot be determined, the shooter must take a full reshoot.

3.5.5 Once a shooter reshoots a stage, they MUST take the reshoot score.

3.5.6 Mulligans defined as an authorized “second try” or “do over” of a stage is not permitted in any PRS sanctioned match.

3.6 Tie Breakers

3.6.1 Every PRS Two Day Major Competition will have at least one PRS Skills Stage that will be run the same way at all matches. The best scores/times of the stage(s) will determine which of the tied shooters receives the higher placing. If tied shooters receive the same combined score, the combined time to the nearest 100th of a second will be used to determine which shooter receives the higher score. Time entered will be from the last shot taken within the allotted time limit including the .3 second buffer. Example: during a 90-second stage, if the shooter takes a shot at 85.63 and another at 90.35, the last shot that counts and the time that is entered is 85.63, regardless if the last shot is a hit or miss. If two shooters in the top 10 are still tied, the stage will be reshot until the tie is broken. Tied shooters outside the top 10 will be scored as tied and all shooters tied for that position will receive the same match placement.

3.6.2 PRS Skills Stage detailed descriptions are located in Appendix A-3.

3.6.3 PRS Skills Stages are not required for PRS Regional One Day matches, however, they are required PRS Regional Championship Finales.

3.6.4 If match directors cannot in good faith execute a PRS Skill stage to standard as outlined in Appendix A-3, they will brief the PRS director no later than one week prior to the match date a modified skill stage/tie breaker to take its place.

Code of Conduct and Sportsmanship

4.1 Code of Conduct and Sportsmanship

4.1.1 Unsportsmanlike conduct by any participant of a PRS event will not be tolerated.

4.1.2 Unsportsmanlike conduct includes but is not limited to: arguing with other competitors or match officials, throwing of equipment or any other temper tantrum-like behavior, heckling other shooters while they are shooting, use of vulgar/offensive language, habitual whining, and any other action that may be outside the norm of what is considered to be professional behavior.

4.1.3 Penalties for unsportsmanlike infractions is left to the discretion of the MD. The general guidelines for MD's are first time offenders are given a warning and their second offense will result in a Match DQ and they will be asked to leave the premises. If, however, the MD determines the infraction to be of a serious nature, he/she may have the offender removed immediately.

4.1.4 Habitual offenders will receive a full season suspension from all PRS events.

4.2 Cheating Definitions and Penalties

4.2.1 Cheating is defined as deliberately attempting to gain an unfair advantage over other competitors in an unscrupulous manner.

4.2.2 Examples of cheating include but aren't limited to: shooting a PRS stage for score that the shooter assisted by designing, practicing or proofing/dry firing, exceeding the velocity or caliber rule, changing anything on a fellow competitor's equipment, altering or falsifying score sheets or data in electronic scoring devices or deliberately altering targets or props prior to the target being scored or engaged to gain advantage.

4.2.3 Shooters are not authorized to switch rifles during a match in order to gain an advantage. Any rifle substitution during a match must be approved by the MD and related to equipment failure only. The replacement rifle must be of similar ballistic capability as determined by the MD and must be the same type of firearm, for example if a shooter started the match with a bolt gun, the substitution must be a bolt gun or vice versa with a gas gun.

4.2.4 Any person discovered cheating will receive an immediate Match DQ. A second offense or

a severe first offense will result in an expulsion from the PRS for one year and will not be permitted to participate in any PRS event.

4.3 Social Media

4.3.1 Social Media plays a critical part of the success and growth of the PRS National and Regional Series as well as attracting and retaining national and regional sponsors.

4.3.2 The PRS reserves the right to monitor social media sites and delete inappropriate content as we see fit. We have a Zero Tolerance Policy regarding dishonorable content such as racial, ethnic, sexual, religious, and physical disability slurs. Violations will be handled on a case by case basis by the PRS Director and can result in but are not limited to removal from social media channels, or a suspension from the series.

4.3.3 The PRS strives to create a positive and inclusive organization that is dedicated to helping new shooters reach their highest potential. In furtherance of this goal, the PRS aspires to engage members of the shooting community in positive, honest, transparent, and knowledgeable dialogue about the PRS through social media. The PRS views social media as an important tool for communicating its successes and opportunities for shooters and the community. The PRS also views social media as a platform for receiving constructive feedback from the community and for discussing the PRS's challenges and opportunities for improvement in a positive and constructive way.

4.3.4 Guidelines:

All PRS Members should abide by the following guidelines when using social media: Be positive and respectful, and always take the high road. When disagreeing with others' opinions, remain appropriate and polite. If you find yourself in a situation online that is becoming antagonistic, seek out your PRS Regional Director for advice on how to disengage from the dialogue in a polite and respectful manner that reflects well on you as a PRS Member and the PRS as an organization.

PRS Season Scoring for National Two Day and Regional One Day Matches

5.1 PRS Season Scoring

5.1.1 PRS Points for the season standings are attained by shooting in PRS Series matches.

5.1.2 Those shooters wishing to have their score tracked must become PRS members.

5.1.3 The membership retroactive grace period to count past matches for current season points is 7 days from the completion date of the match. Shooters who purchase their season membership more than 7 days after the completion of a match will not be eligible to have that match count in their season points.

5.1.4 The PRS points system is based on a performance system where the first-place shooter in a Division (Open, Tactical, Gas Gun, and Production) receives 100 points and all other shooter's scores from each Division are determined by dividing their score by the winner's score and multiplying that number by 100. However, in instances where the match-winner is also a Production, Tactical, or Gas Gun division shooter, the shooter will receive 100 points in the Open Division and 100 Points in their other respective division. The next open division shooter in the match results will receive PRS points in the standings based on the match winner's score.

5.1.5. PRS points for the field are figured using the following formula: Shooters score / winners score x 100, rounded to 3 decimal places.

Example:

You received 89 match points.

The winner received 105 match points.

Therefore; $(89 / 105) * 100 = 84.7619$ rounded to 84.762 PRS points

5.1.6 Total PRS points for the season will be the sum of the shooter's three best match scores.

5.1.7 To qualify for the PRS National Two Day or Regional One Day Season Finale, a shooter must have three PRS match scores, which must include at least one PRS Series Qualifier match score. You must shoot a qualifier in each division you wish to be qualified in if you are competing in multiple divisions throughout the season. Shooters qualified in more than one division may choose which Finale division to compete in upon invitation to and registration for the event. National and Regional match Qualifiers will be identified at the beginning of the season and will rotate from year to year.

5.1.8 Regional and PRO Series Finales require the appropriate PRS membership in order to participate. Shooters may participate in PRS Regional Finales outside of their selected home region for match placement and will receive regular-season PRS points in their home region for that event. They will not receive weighted finale points for the match, nor will they be eligible for placement in standings outside of their home region. If a regional finale match is won by a shooter from outside the region, PRS points for shooters within the region will still be calculated based on the match winner's score in accordance with rule 5.1.5 for points calculations.

5.1.9. The PRS Finale will be worth 40% of the shooters season total.

5.2 PRS National and Regional Match Criteria

5.2.1 PRS National Two Day matches must be two day events.

5.2.2 PRS National Two Day matches must have a minimum of 15 stages.

5.2.3 PRS National Two Day matches must have a minimum of 150 round count.

5.2.4 PRS National Two Day matches should have a minimum of 60 registered shooters to maintain competitive parity within the series. Two Day matches that fail to have 60 shooters will come under review at the end of the season to determine if the match will be sanctioned the following year. Review may include gathering shooter and Regional Director feedback to determine future viability.

5.2.5 PRS Regional One Day matches are one day events.

5.2.6 PRS Regional One Day matches must have a minimum of 8 stages (Regional director waivable).

5.2.7 PRS Regional One Day matches must have a minimum of 65 round count. (Regional director waivable).

5.2.8 PRS Regional One Day matches must have a minimum of 25 shooters. (Regional director waivable – no requirement to notify the PRS director. Regional Directors are encouraged to approve this waiver and assist in growing the sport but maintain the integrity of the series by working with the MD).

5.2.9 PRS Regional One Day matches must be scheduled and posted on the PRS web page at least 30 days in advance of the match date.

5.2.9.1 PRS sanctioned clubs are not permitted to run matches in a competing series with national aspirations and/or significant resemblance to the PRS in services provided to shooters or to run PRS sanctioned matches that also count for points in a competing series. Nor will any PRS finale count for points in a competing series. This does not include local cooperation between PRS clubs to provide shooters with additional opportunities to earn local-level awards and titles.

5.3 The PRS Finale

The top shooters in each Division and Category will receive an invite to the PRS Finale.

5.3.1 **Open Div:** The top 150 Open Div. PRO shooters after the final regular season match of the season will receive a slot to the Finale.

5.3.2 **Tactical Div:** The top 10 Tactical Division shooters with qualified season total scores after the final regular season match of the season will receive a slot to the Finale.

5.3.3 **Production Div:** The top 5 Production Division shooters with qualified season total scores after the final regular season match of the season will receive a slot to the Finale.

5.3.4 **Gas Gun Div:** The top 5 Gas Gun Division shooters with qualified season total scores after the final regular season match of the season will receive a slot to the Finale.

5.3.5 **Regional Series:** The top 3 shooters from each PRS Regional Series Open Division Season Standing will receive a slot in the Finale.

5.3.5.1 If a shooter has qualified for the Finale in the current season via the PRS Pro Series scoring system, the invite will transfer to the next qualified shooter in the regional standings. PRS director waivable.

5.3.5.2 A shooter may qualify for the Finale in multiple years through the PRS Regional Series at the Regional Directors discretion.

5.3.6 **Ladies, Sr, Jr, MIL/LEO, International Categories:** The top 5 shooters in each of the PRS Categories will also receive an invitation to the Finale. If they have already

qualified for the Finale based any other qualifying system, that slot will transfer to the next shooter in that category.

5.3.7 Semi-Pro, Marksman, Amateur Classification Shooters: The top 5 shooters in each of the PRS Classifications will also receive an invitation to the Finale. If they have already qualified for the Finale based any other qualifying system, that slot will transfer to the next shooter in that category.

5.3.8 International Series: The top 3 open division shooters with qualified season scores will receive a slot to the US Finale from each affiliated country from within the PRS International Series. Nonaffiliated PRS countries will not be eligible to gain entrance to the finale.

5.3.9 The Finale will count for 40% of the overall score in all Series and Divisions.

5.4 PRO Series Members invited to the Finale will not be authorized to shoot, practice, or compete at the PRS finale location for 30 days leading up to the match date, unless the finale location is a range that is open to the public. Violations will result in an immediate Finale Match DQ.

PRS Rules Update Procedures

The following chapter will cover processes for rules updates for the PRS. Rules will be updated each year to maintain relevant procedures to promote the competitive growth and achievement of the sport. Mid-year changes will only be considered in extreme cases.

6.1 PRS Committee

6.1.1 The PRS committee's purpose is to represent the PRS in their local area/region and to shape, guide, and vote on rules within the PRS Mission and Vision Statements.

6.1.2 The PRS Match Director Committee will consist of all regional directors and each match director from PRS 2-day national level matches.

6.1.3 If PRS match directors host more than one match, they are authorized only one vote. If they are Co-match directors, they are authorized only one vote per match. Non-voting Co-match directors may participate in discussions and maintain a presence on the committee.

6.1.4 Regional Directors that are Match Directors are authorized only one vote.

6.1.5 The PRS Director will chair and facilitate the PRS committee but will not vote.

6.1.6 The PRS Committee must maintain a 60% or above threshold for "shooter" base representation. To meet this requirement 60% of the committee members must shoot at least 3 PRS matches in per season. If the committee drops below this number, the PRS Director will hold elections in underrepresented area(s) to fill committee seats until the threshold is met by shooter/match director members.

6.2 Rules Submission Process

6.2.1 Shooters must contact their regional director and/or their match director(s) who will submit rule updates to the PRS director. Shooters must use these points of contact as primary means to suggest rules changes but may include the PRS director as the situations warrants. Submissions directly sent to the PRS that are not vetted through local leadership will be sent the regional director for review. All points of contact for committee members can be found on the PRS website.

6.2.2 Once a Regional Director/Match Director submits a rule change request the PRS Director will evaluate the proposal for immediate review or end of season review. Unless the rule submission unquestionably affects the course of the current season it will be held for an end of the season rules review.

6.2.3 In order for a rule submission to be considered by the PRS committee the PRS Director, Regional Director(s) and Match Director(s) must receive enough requests that equals 2% of the current member base.

6.2.4 The PRS Director, Regional Directors and Match Directors may submit rules changes without restrictions, but the submission will still abide by rule 6.2.2.

6.2.5 The PRS director will publish minutes and voting results as the rules are updated by the committee.

Appendix 1: PRS Safety Brief

The following Safety Points should be included in every PRS competition briefing, and Competition booklet.

General Safety Rules

- Keep muzzles pointed in a safe direction at all times regardless of the status of the weapon. Do not point any weapon at anything you do not wish to destroy. This is considered “flagging” and will not be tolerated.
- Keep your finger off the trigger and outside the trigger guard until you are ready to shoot.
- All PRS events will be run on cold ranges. A cold range is defined as keeping firearms unloaded until it is the competitor’s turn to shoot.
- Safety SOP: Conduct of a Match.
- The following rules apply to all participants of a PRS event, while not actively shooting a COF.
- While conducting any movement with a firearm at a PRS, the participant will ensure all of their weapons are pointed in a safe direction at all times.
- All participants will ensure all of their weapons are cleared with the magazine out at all times.
- Chamber flags or other Empty Chamber Indicator (ECI) will be utilized at all times.
- Rifle Staging: Match Directors are encouraged to designate locations near each stage where shooters can safely stage their rifles. The location should be marked with two flags or property markers 15 to 30 feet apart oriented in a direction or manner whereas rifles will all be safely pointed in the same direction. When made available, shooters shall stage rifles in this designated area.
- No person shall consume or be under the influence of alcohol or drugs during the match. Any person found to be impaired and unsafe as a result of legitimate prescription drugs may be directed to stop shooting and requested to leave the range.

Safety SOP: Conduct of a COF

- The following rules apply to shooters who are actively participating in a COF. ECI's will remain in the rifle until the RO gives the command of "Load and make ready."
- If there is no movement involved to the first firing point, upon MD's stage design and discretion, rifles may be in a "Hot" status meaning a round in the chamber, magazine inserted, bolt closed, and weapon on "Safe". It is the shooter's and RO's responsibility to fully understand the COF and how to prepare their rifle prior to starting.
- All transitions and movements during a course of fire must be done with open bolts and an empty chamber. An exception will be made for Semi- Automatic Rifles but only at the discretion and approval of the Match Director. If the MD does permit transitions and movements with a hot rifle, the weapon must be on safe and the shooter must give an audible "Safe" before moving; NO EXCEPTIONS.
- The 120 degree rule must be adhered to at all times. No shooter will point their muzzle any more than 60 degrees off of the direction of fire in either direction.
- Shooters must maintain positive control of a firearm at all times
- Negligent Discharges (ND's) are taken very seriously at any PRS event. A ND is defined as any round unintentionally discharged from a firearm during a transition, movement, and/or weapons manipulation; or a round intentionally discharged during a cease fire period.

Penalties for Safety Infractions

- First offense flagging will result in a warning. Second offense will result in a stage DQ. Third offense will result in a removal of the offending shooter from the competition.
- Anyone found violating the Cold Range rule will result in an immediate Match DQ.
- Failure to use an ECI will result in a warning. Second offense will result in a stage DQ. Third offense will result in a removal of the offending shooter from the competition.
- Any shooter deemed to be intoxicated will receive an immediate Match DQ but the shooter will not be permitted to drive from the event while still intoxicated.
- Movement or transition during a COF with a round in the chamber or a bolt closed will result in the shooter being made to move back to the last shooting position while still on the clock for a first offense. Once the shooter has returned to the last firing point, he or she will continue with the rest of the COF. A second offense will result in a stage DQ. Third offense will result in a removal of the offending shooter from the competition.
- First offense of violating the 120 degree rule will result in a warning. Second offense will result in a stage DQ. Third offense will result in a removal of the offending shooter from the competition.
- Any shooter that fails to maintain positive control of a firearm during a stage (loaded or unloaded) will receive a match DQ if the firearm breaks the 120 degree rule. If the failure of positive control does not result in a violation of the

120 degree rule, the first offense will result in a stage DQ and the second offense in match DQ.

- A AD/ND will result in an immediate Match DQ

Appendix 2: Guidelines for Match Directors

The Precision Rifle Series strongly believes there should be as few restrictions and constraints placed on Match Directors as possible so that they may run their individual matches in a manner that best fits their vision and needs. The PRS Rules and Standard Operating Procedures are meant to ensure a basic standard is maintained with regards to safety and match conduct, which are two essential elements of a National level shooting series. MD's will always have the freedom to plan and execute courses of fire they feel best captures the core principles of PRS competitions. The PRS, with the exception of one PRS Skills Stage, will not dictate to MD's the way in which they run their COF's. It is the PRS's belief that the competitors should make the determination of the quality of a match and should provide appropriate feedback to the MD as well as the PRS when necessary. The following guidelines, therefore, are meant to aid MD's, especially new ones, in ensuring their matches are as successful as possible at all levels.

Pre-match

Provide the shooters with as much information as possible. Accurate start times, solid directions, round count by weapon and general expectations should be conveyed to the shooters at least two weeks prior to the match. Also include what amenities and facilities will be available and what the participants should plan to bring; i.e. food, water, toilet items, etc.

Stage design

All stages should be validated for safety, practicality and level of difficulty. Any COF that is thought to be unsafe in any way, should not be used. The PRS prides itself on being the most practical of all the action shooting sports, therefore; designing stages that are highly practical COF's such as short, mid-range and longer-range stages and the use of realistic props is highly encouraged. Unrealistic and impractical stages should be avoided. The majority of PRS stages should be challenging to even the most seasoned competitors. As a general guideline, the top score for most stages (and therefore the match) should be between 80-90% of the total available points. Matches in which the winner attains less than 85% of the points possible are not providing the shooters, especially newer ones, an opportunity to enjoy themselves.

Match Books should include all the information a shooter needs to shoot a stage. At a minimum, the general stage scheme, starting point, shooting locations, target descriptions, direction of fire, round count, stage restrictions and par time should be included. Blind stages are exceptions to this guideline.

Match Flow

Matches should be designed to be as efficient as possible in order to minimize the amount of time shooters spend waiting to shoot. Having a nearly uniform par time for most stages, using efficient methods like staging several shooters at one time and utilizing experienced RO's who fully understand their COF are simple things that can be done to make the match flow smooth and efficient

Post-Match

Scoring should be completed as quickly as possible at the end of every match. Scores should be complete within thirty minutes after the last shooter finishes his or her last stage. The use of a digital scoring system on digital devices will be strongly encouraged. Once the match scores and PRS points are tabulated, they should be distributed to the shooters as quickly as possible; either posted on a large screen monitor, air-dropped or several paper copies made available. This is so any shooter that might have a legitimate issue with their score is able to meet the 15 minute arbitration deadline. All scores must be uploaded on the PRS website by the MD within 12 hours of match completion so they can be posted to the PRS website in a timely manner.

All PRS Regional scores shall be uploaded by the MD within 24 hours after match completion.

Appendix 3: PRS Skills Stages

PRS Skills Stages are intended to serve multiple purposes. The first purpose is to provide a standardized way in which to deal with ties. If two shooters are tied with the same score, the winner will be the shooter with the best score for the tiebreaker skills stage, and then the fastest time on the tiebreaker skills stage.

The stages are also meant to serve as a training tool for shooters. A standard PRS barricade can be found at any venue, and shooters should be able to practice the variations of the skills demonstrated here.

The following pages lay out the PRS Skills Stage in detail.

PRS Skills Stage – PRS Barricade

Option 1 - Big-Small

Targets - 8" circle and 6" circle at 400 yards spaced less than 2 yards from one another.

Course of Fire - Starting 2 yards behind the barricade at port arms with the magazine in and bolt back, at the sound of the start command (or beep) the shooter will engage the targets with 1 round each (big then small) from the four available positions then repeat one of the first 3 positions for a total of 5 positions.

Option 2 - Near-Far

Targets - 8" circle at 400 yards and 8" circle at 500 yards. Each target will be less than 100 yards right-left of each other.

Course of Fire - Starting 2 yards behind the barricade at port arms with the magazine in and bolt back, at the sound of the start command (or beep) the shooter will engage the targets with 1 round each (near then far) from the four available positions then repeat one of the first 3 positions for a total of 5 positions.

Option 3 - Left-Right

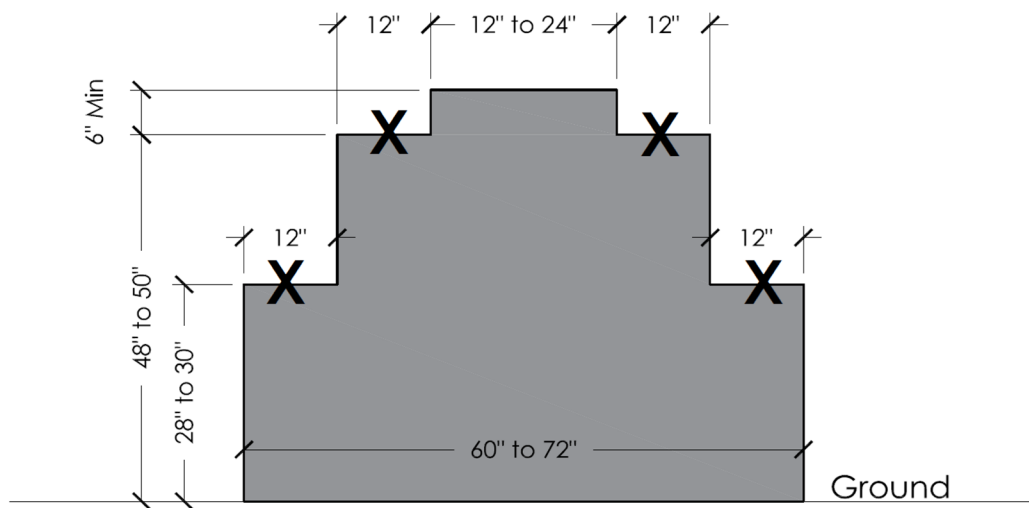
Targets - Two 8" circles placed at the same distance(+/-10yds in range difference) between 400 yards and 500 yards and spaced 100 yards to 300 yards apart (left and right, 15 to 45 degree angle).

Course of Fire - Starting 2 yards behind the barricade at port arms with the magazine in and bolt back, at the sound of the start command (or beep) the shooter will engage the targets with 1 round each (right then left) from the four available positions then repeat one of the first 3 positions for a total of 5 positions.

PRS Barricade Diagram

Barricade shall be 3 1/2" to 5" thick at all shooting locations.

All available shooting positions are marked with "X"



Appendix 4: PRS ARMAGEDDON GEAR CUP SERIES PAYOUT TABLES

1-15 SHOOTERS		EXAMPLE WITH 14 SHOOTERS (\$3500)	
PLACE	PAYOUT %		
1	50%	1	50% = \$1750
2	30%	2	30% = \$1050
3	20%	3	20% = \$700

16-30 SHOOTERS		EXAMPLE WITH 25 SHOOTERS (\$6250)	
PLACE	PAYOUT %		
1	42.5%	1	42.5% = \$2656
2	25%	2	25% = \$1562
3	15%	3	15% = \$937
4	10%	4	10% = \$625
5	7.5%	5	7.5% = \$468

31+ SHOOTERS		EXAMPLE WITH 40 SHOOTERS (\$10k)	
PLACE	PAYOUT %		
1	42.5%	1	42.5% = \$4250
2	20%	2	20% = \$2000
3	15%	3	15% = \$1500
4	10%	4	10% = \$1000
5	7.5%	5	7.5% = \$750
6	5%	6	5% = \$500

Appendix 5: PRS RULES COMMITTEE HISTORICAL MINUTES

19 June 2021 Midyear Committee Minutes for Rule Update:

Rule 3.5 Reshoots Clarification

https://www.precisionrifleseries.com/static/media/uploads/prs_md_rules_committee_minutes_june_4_to_19_2021.pdf

29 December 2021 – End of the Year Rules Review: Committee Minutes for Rule Updates

2.5 Military/Law Enforcement Category Update and Clarifications

https://www.precisionrifleseries.com/static/media/uploads/prs_md_rules_committee_minutes_mille_rule_update_2022.pdf

https://www.precisionrifleseries.com/static/media/uploads/prs_md_rules_committee_minutes_junior_senior_mille_clarification_for_2022.pdf

2.7 and 2.8 Junior/Senior Category Clarifications

https://www.precisionrifleseries.com/static/media/uploads/prs_md_rules_committee_minutes_junior_senior_mille_clarification_for_2022.pdf

5.2 PRS National and Regional Match Criteria Update

https://www.precisionrifleseries.com/static/media/uploads/prs_md_rules_committee_minutes_2022_national_and_regional_match_criteria_update.pdf

1.4.5 Grounding Clarification

https://www.precisionrifleseries.com/static/media/uploads/prs_md_rules_committee_minutes_2022_grounding_rules_clarification.pdf

6.1 PRS Committee and 6.2 PRS Rules Submission Process Update and Add

https://www.precisionrifleseries.com/static/media/uploads/prs_md_rules_committee_minutes_2022_update_rule_submission_process.pdf

3.5.6 Mulligans Add

https://www.precisionrifleseries.com/static/media/uploads/prs_md_rules_committee_minutes_2022_mulligans.pdf

29 December 2021 – End of the Year Rules Review: Committee Minutes for submissions that were brought before the committee, but no rule updates resulted.

1.3 Safety – Flagging and ND/AD Submissions

https://www.precisionrifleseries.com/static/media/uploads/prs_md_rules_committee_minutes_flagging_and_nd_ad_submissions_2022.pdf

2.2.2 and 2.2.3 Tactical Bullet Weight

https://www.precisionrifleseries.com/static/media/uploads/prs_md_rules_committee_minutes_2022_rule_updates_tactical_bullet_weight.pdf

2.8 Senior Category – Add a Super Senior Category

https://www.precisionrifleseries.com/static/media/uploads/prs_md_rules_committee_minutes_super_senior_2022.pdf

3.2.10 Coaching on the Clock During Regional Series One Day matches for New Shooters

https://www.precisionrifleseries.com/static/media/uploads/prs_md_rules_committee_minutes_2022_coaching_on_the_clock_regional_and_rimfire_series.pdf

2.5.PRS AG Series Division Requirements Clarification

https://www.precisionrifleseries.com/static/media/uploads/prs_md_rules_committee_minutes_2022_ag_series_rules_clarification.pdf

2 PRS Divisions – All shooters Earn Open Points

https://prs-website-uploads.s3.amazonaws.com/public/2023_PRS_MD_Rules_Committee_Min_-_All_Shooters_Open_Points.pdf

3.1.15 Tripod Deployment

https://prs-website-uploads.s3.amazonaws.com/public/2023_PRS_MD_Rules_Committee_Min_-_Tripod_Deployment.pdf

5.1.8 Regional Finale Outside Declared Home Region

https://prs-website-uploads.s3.amazonaws.com/public/2023_PRS_MD_Rules_Committee_Min_-_Shooting_Regional_Finale_Outside_Declared_Region.pdf

5.4 Public Finale Locations and 30 Day Rule

https://prs-website-uploads.s3.amazonaws.com/public/2023_PRS_MD_Rules_Committee_Min_-_Public_Finale_Locations_and_30_day_Rule.pdf

2.3.1 Production Price Limit

https://prs-website-uploads.s3.amazonaws.com/public/2023_PRS_MD_Rules_Committee_Min_-_Production_Price_Limit.pdf

5.1.4 Points Calculations Winner Non-Open Division

https://prs-website-uploads.s3.amazonaws.com/public/2023_PRS_MD_Rules_Committee_Min_-_Points_Calculations_Winner_Non-Open_Division.pdf

5.3.4 Gas Gun Division – Pathway to Finale

https://prs-website-uploads.s3.amazonaws.com/public/2023_PRS_MD_Rules_Committee_Min_-_Gas_Gun_Finale_Pathway.pdf

2.11.1 and 2.11.9 Shooter Reclassification

https://prs-website-uploads.s3.amazonaws.com/public/2023_PRS_MD_Rules_Committee_Min_-_Reclassification_After_Finale.pdf

Mid-year 2023 Clarification

2.7 through 2.9

https://prs-website-uploads.s3.amazonaws.com/public/2024_PRS_MD_Rules_Committee_Min_-_Categories_2.7-2.9.pdf

2024 Updates:

5.1.3 - 7 Day Grace Period

https://prs-website-uploads.s3.amazonaws.com/public/2024_PRS_MD_Rules_Committee_Min_-_Clarification_on_7-Day_Grace_Period_5.1.3.pdf

3.1.16 – MD Control of Shooter Order and Rotation (Voted No)

https://prs-website-uploads.s3.amazonaws.com/public/2024_PRS_MD_Rules_Committee_Min_-_MD_Control_of_Shooter_Order_and_Rotation.pdf

3.2.6 – Standardization of RO Commands

https://prs-website-uploads.s3.amazonaws.com/public/2024_PRS_MD_Rules_Committee_Min_-_Clean_Up_M_Standardization_of_RO_Commands_3.2.6.pdf

2.3.11 – Production Division Barrel Replacement

https://prs-website-uploads.s3.amazonaws.com/public/2024_PRS_MD_Rules_Committee_Min_-_Production_Division_Barrel_Replacement_2.3.11.pdf

Appendix 3 – Skills Stages

https://prs-website-uploads.s3.amazonaws.com/public/2024_PRS_MD_Rules_Committee_Min_-_Appendix_3_Skills_Stages.pdf

Appendix 6: PRS YEARLY TIMELINE, SUSPENSES, & PLANNING FACTORS

PRS YEARLY TIMELINE, SUSPENSES & PLANNING FACTORS

